


My Gardening Journal





plant profiles



PLANT NAME:

DATE PLANTED:

LIGHTING NEEDED:

SOIL TYPE:

WATER NEEDED:

EXPECTED HARVEST:

OILY RECIPE NEEDED:

NOTES:

.....

.....

.....

.....

.....

.....

PLANT NAME:

DATE PLANTED:

LIGHTING NEEDED:

SOIL TYPE:

WATER NEEDED:

EXPECTED HARVEST:

OILY RECIPE NEEDED:

NOTES:

.....

.....

.....

.....

.....

.....

PLANT NAME:

DATE PLANTED:

LIGHTING NEEDED:

SOIL TYPE:

WATER NEEDED:

EXPECTED HARVEST:

OILY RECIPE NEEDED:

NOTES:

.....

.....

.....

.....

.....

.....

PLANT NAME:

DATE PLANTED:

LIGHTING NEEDED:

SOIL TYPE:

WATER NEEDED:

EXPECTED HARVEST:

OILY RECIPE NEEDED:

NOTES:

.....

.....

.....

.....

.....

.....

Oily Recipes



Outdoor Spray

- 2 OZ. WITCH HAZEL
- 2 OZ. DISTILLED WATER
- 20 DROPS THIEVES
- 20 DROPS LEMON
- 20 DROPS ROSEMARY
- 20 DROPS CITRONELLA




MIX TOGETHER IN A 4 OZ. GLASS SPRAY BOTTLE. SHAKE BEFORE EACH USE. SPRITZ ON YOURSELF AS NEEDED. SPRITZ ON PLANTS IN THE EVENING.

DIY Pets-Be-Gone

- 5-10 DROPS ESSENTIAL OIL
(EX: BLACK PEPPER OR ROSEMARY)
- SHALLOW PAN OF WARM WATER
- STRIPS OF OLD CLOTHING OR WASHCLOTHS

DROP ESSENTIAL OIL(S) INTO A SHALLOW PAN OF WARM WATER. WHISK UNTIL SPREAD THROUGHOUT. SOAK THE STRIPS IN THE WATER FOR ABOUT 30 MINUTES; DRY THEM. TIE THE STRIPS AROUND STAKES OR PLANTS TO KEEP UNWANTED ANIMALS AT BAY.



'Wither the Unwanted's' Spray

- 25-50 DROPS CINNAMON BARK
- 4 OZ. DISTILLED WATER

MIX TOGETHER IN A 4 OZ. GLASS SPRAY BOTTLE. SHAKE BEFORE EACH USE AND SPRAY AT OFFENDERS. DOUSE ROOTS AND LEAVES AS NEEDED.



'Plant Love' Spray

- 10 DROPS TEA TREE
- 10 DROPS PEPPERMINT
- 10 DROPS CITRONELLA
- 4 OZ. DISTILLED WATER

MIX TOGETHER IN A 4 OZ. GLASS SPRAY BOTTLE. SHAKE BEFORE EACH USE AND SPRAY ALONG AFFECTED PARTS OF THE PLANT DURING YOUR GARDENING CHORES.



Oily Recipes

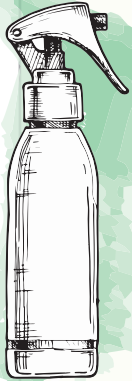


Companion Spray

CREATE A "COMPANION SPRAY" TO USE ON THE SOIL AND LEAVES OF THE PLANT USING THIS GUIDE.

PLANT	COMPANION PLANTS
GREEN BEANS	LAVENDER, BASIL
BROCCOLI.....	BASIL, THYME
CARROTS.....	SAGE
CUCUMBER.....	SAGE
ONION.....	GERMAN CHAMOMILE
POTATOES.....	BASIL, SAGE
TOMATOES.....	BASIL

ADD 10-15 DROPS OF THE CORRESPONDING ESSENTIAL OIL TO A 4 OZ. GLASS SPRAY BOTTLE. TOP WITH DISTILLED WATER; SHAKE BEFORE EACH USE.



'Pollinator Party' Spray

- ◆ 6-8 DROPS LAVENDER
- ◆ 6-8 DROPS ORANGE
- ◆ 4 OZ. DISTILLED WATER

MIX TOGETHER IN A 4 OZ. GLASS SPRAY BOTTLE. SHAKE BEFORE EACH USE AND PARTY WITH THE POLLINATORS!.



'Don't Bother Me' Diffuser Recipe

- ◆ 2 DROPS BASIL
- ◆ 2 DROPS PEPPERMINT
- ◆ 2 DROPS LAVENDER
- ◆ 2 DROPS CLOVE
- ◆ 2 DROPS EUCALYPTUS RADIATA

ADD WATER TO THE FILL LINE OF YOUR DIFFUSER ALONG WITH THE LISTED ESSENTIAL OILS AND DIFFUSE FOR AN ANNOYANCE-FREE DAY.



DIY Soothing Stick

- ◆ 5 DROPS LAVENDER
- ◆ 5 DROPS PURIFICATION
- ◆ 3 DROPS PEPPERMINT
- ◆ CARRIER OF YOUR CHOICE

ADD ESSENTIAL OILS TO A 10 ML ROLLER AND TOP WITH CARRIER OF CHOICE. APPLY AS NEEDED.

